








Recommended route for customers using wheelchairs and baby strollers

*shortest route from the station or bus stop

■ If using Oizumi-Gakuen Station on Seibu Ikebukuro Line

Route		
1		Turn right from the gates of Oizumi-Gakuen Station on Seibu Ikebukuro Line.
2		The green guide sign in front of you will indicate “ゆめりあ1 ゆめりあホール” (Yumeria 1 Yumeria Hall).
3		Head along the deck in the direction of “ゆめりあ1”(Yumeria 1).
4		Go diagonally right at the far fork.
5		Go down the slope toward the second floor entrance to the Yumeria 1 building in which the Yumeria Hall is located.
6		There is an elevator lobby on the left of the entrance.
7		<p>Use the elevator to travel to each floor. Fifth floor = Yumeria Hall office (reception) Sixth floor = Yumeria Hall entrance Seventh floor = Yumeria Gallery</p> <p>* The sixth and seventh floors are accessible according to event times. If the elevator does not stop at these floors, go to the office (reception) on the fifth floor.</p>